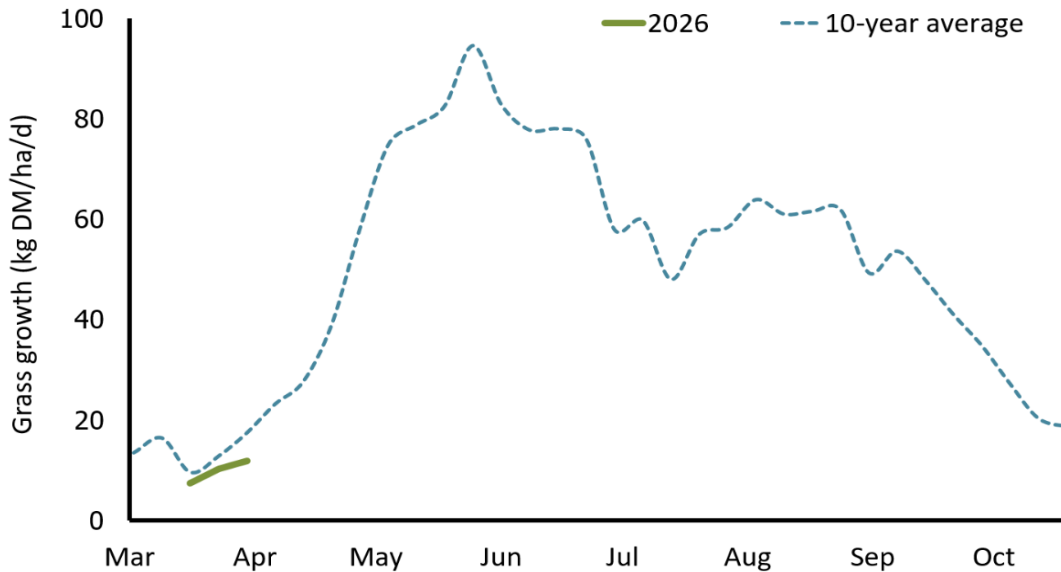
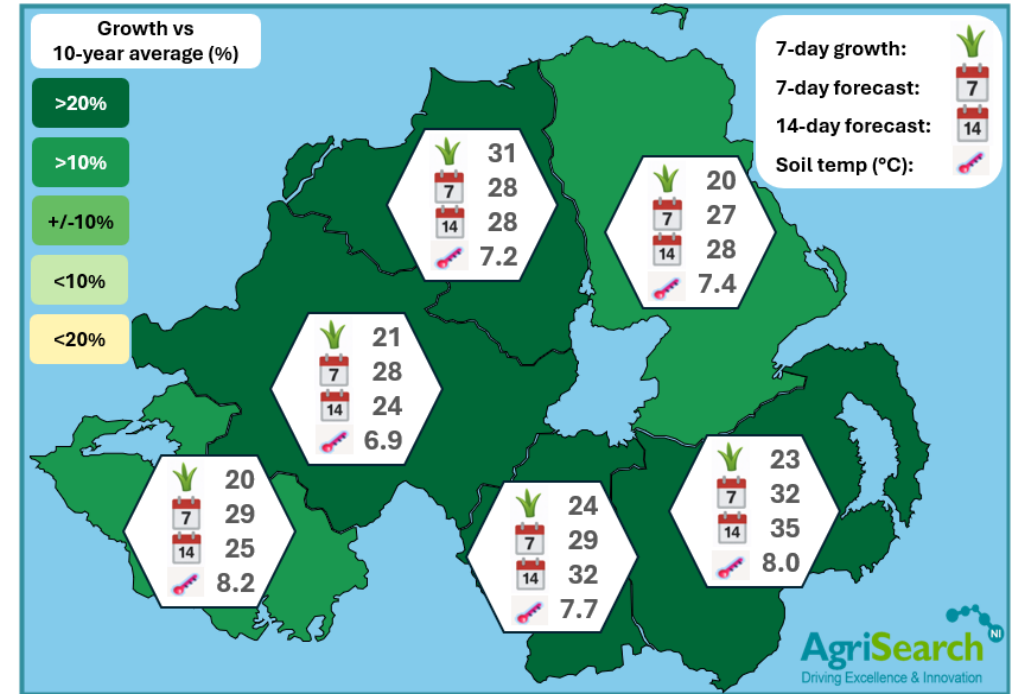


Week beginning 30th March 2026

Plot growth at AFBI Hillsborough & CAFRE Greenmount



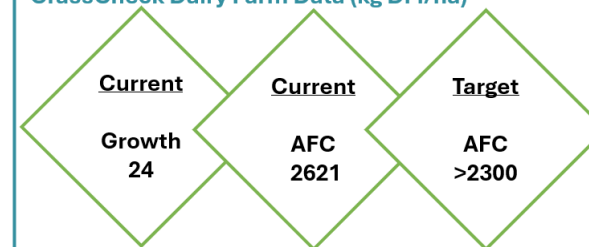
GrassCheck on farm grass growth (kg DM/ha)



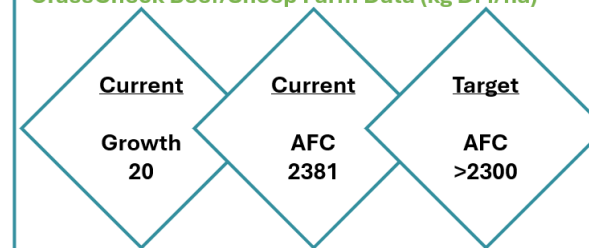
MANAGEMENT NOTES:

- The recent cold spell of weather has meant grass growth has been slightly behind the long term (LT) average but is predicted to improve over the coming 7 days.
- Cold winds and rainfall across the province over the past week have continued to make grazing livestock difficult if not impossible for many, as well as field operations.
- A lot of average farm covers (AFC) across GC farms are much higher than the target.
- Any chance to get livestock out grazing at this stage will have several benefits including lowering costs, conserving forage supplies and establishing a grass wedge.
- Target lower covers to graze, to minimise damage and maximise the area grazed.
- Make every effort where possible to walk the farm regularly, to identify the drier areas to get some livestock out, using temporary wires, spur roads and water troughs. With increasing day length, ground conditions could turn around quicker than expected.
- Slurry and fertiliser applications may be behind schedule for some. Consider the desired harvest date of 1st cut silage and re-calculate the application rate if needed.

GrassCheck Dairy Farm Data (kg DM/ha)



GrassCheck Beef/Sheep Farm Data (kg DM/ha)



GrassCheck on farm Grass Quality



Value of grass calculator