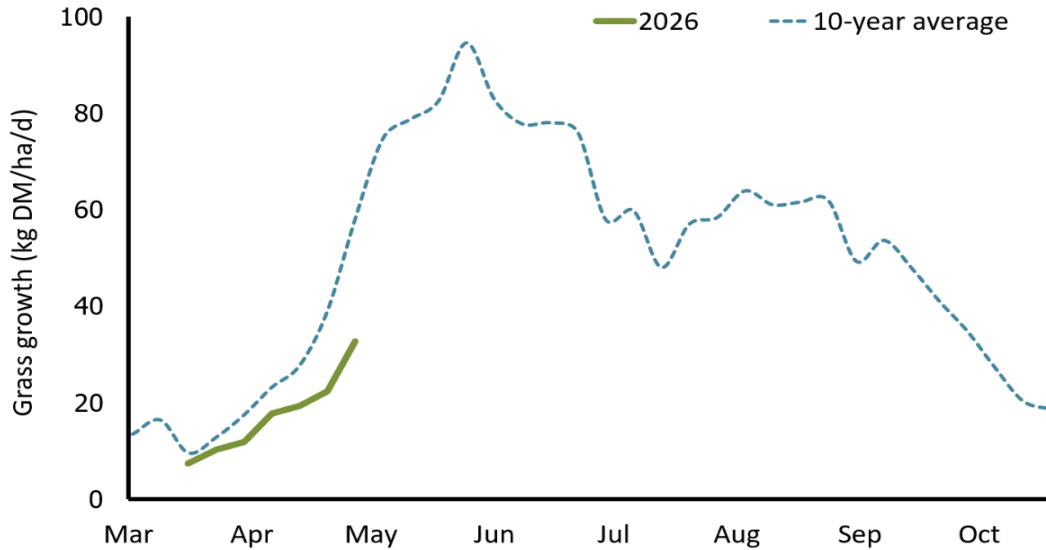
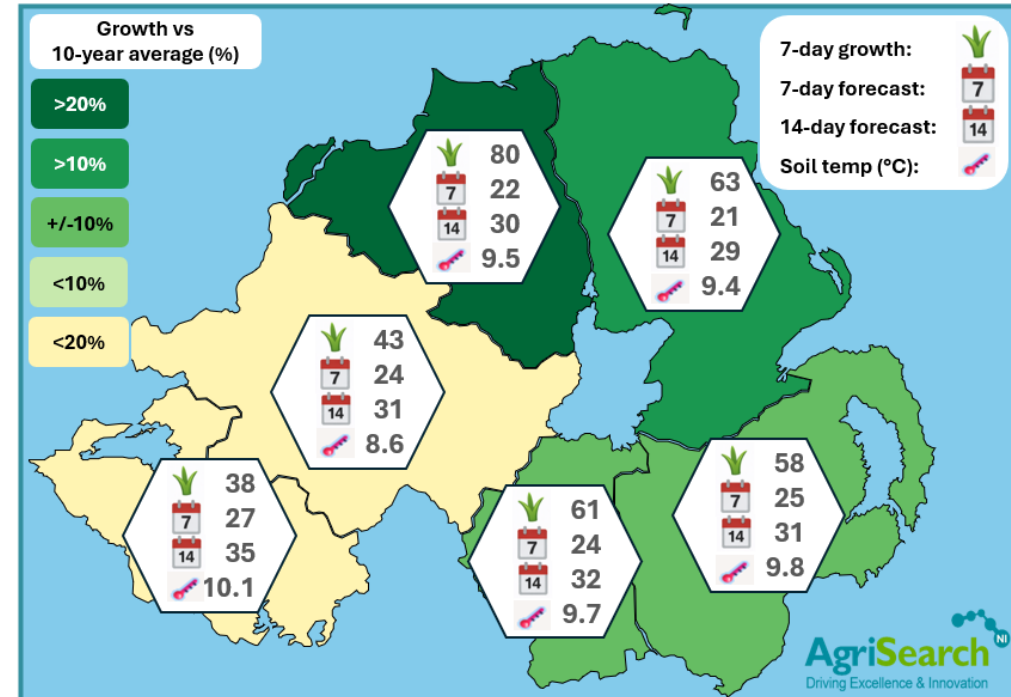


## Week beginning 27<sup>th</sup> April 2026

### Plot growth at AFBI Hillsborough & CAFRE Greenmount



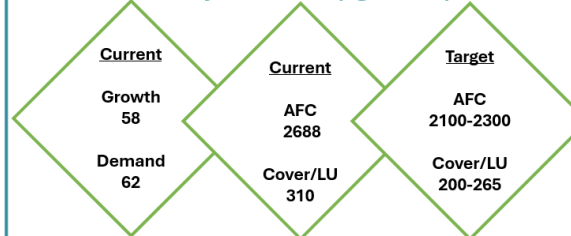
### GrassCheck on farm grass growth (kg DM/ha)



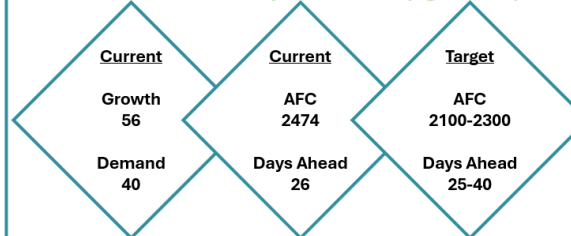
### MANAGEMENT NOTES:

- There is a large variation in grass growth on GC farms across counties this week as highlighted on the map. Grass growth forecasts are low due to low rainfall predictions.
- Measuring weekly is now an essential to identify and quantify a grass surplus/deficit.
- Maintain control of grass growth and quality by targeting pre-grazing covers of 2800-2900 kg DM/ha, and an AFC of 2100-2300 kg DM/ha. If above target AFC, maximise grass utilisation, the number of animals grazing and reduce supplementary feeding.
- The challenging spring has meant grazing residuals were sacrificed to get some grass grazed and to avoid excessive damage. Aim to achieve target residuals as conditions improve before stem content increases and protect grass quality in the next rotation.
- Staggering the removal of surplus grass in short- and long-term silage cuts, will help to mechanically establish a grass wedge, as well as taking areas out for reseedling.
- Now is a good time to assess the white clover content in your paddocks. Chemical N applications can be reduced in May/June if there is a 20-25% WC content in April.

### GrassCheck Dairy Farm Data (kg DM/ha)



### GrassCheck Beef/Sheep Farm Data (kg DM/ha)



### GrassCheck on farm Grass Quality



Value of grass calculator