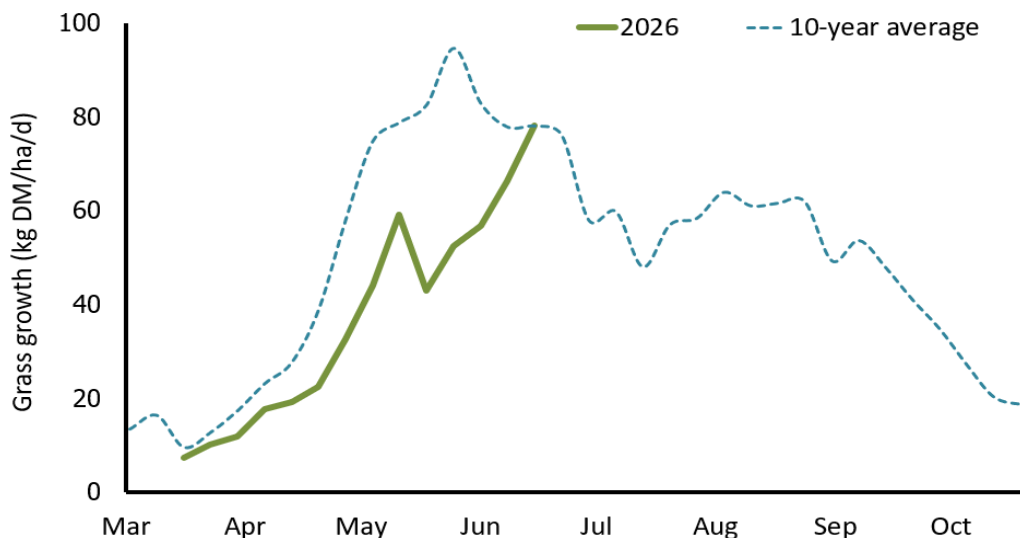
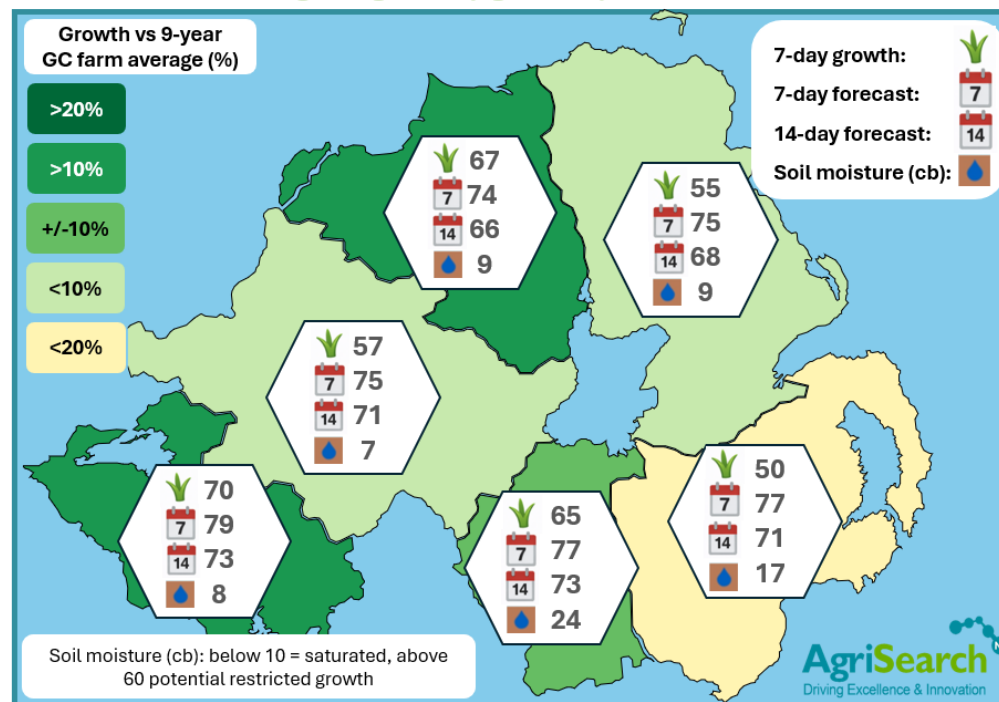


Week beginning 15th June 2026

Plot growth at AFBI Hillsborough & CAFRE Greenmount



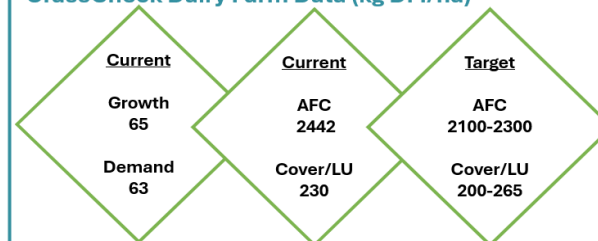
GrassCheck on farm grass growth (kg DM/ha)



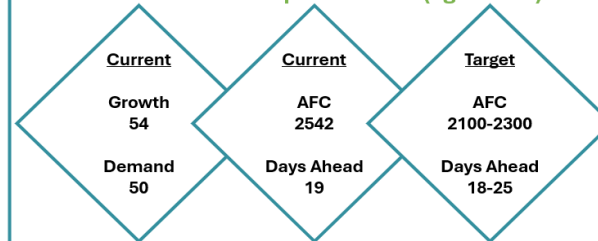
MANAGEMENT NOTES:

- Grass growth from the plots has reached the LT. av growth rate for the first time this year, with the total plot grass growth to date being 69% of the 10-year average.
- Due to recent cold and wet conditions, grass growth has been lower than expected and many farms are getting tight for grass, with several of the GC farmers falling below an Average Farm Cover (AFC) of 2100kg DM/ha and a cover/LU <200.
- The prolonged wet weather prevented many from removing surplus grass for several days, meaning these areas will be longer to come back into the grazing rotation, increasing the grazing pressure and keeping demand above growth.
- If grass supply is tight, consider additional areas that could be grazed, or consider supplementing livestock with silage to reduce the demand until growth improves.
- The recent unsettled weather has made grazing and silage making difficult, with poor grazing residuals, compaction, poaching around gates and unsettled livestock. It is important to remember any damage caused can always be fixed.


GrassCheck Dairy Farm Data (kg DM/ha)



GrassCheck Beef/Sheep Farm Data (kg DM/ha)



GrassCheck on farm Grass Quality



Value of grass calculator

