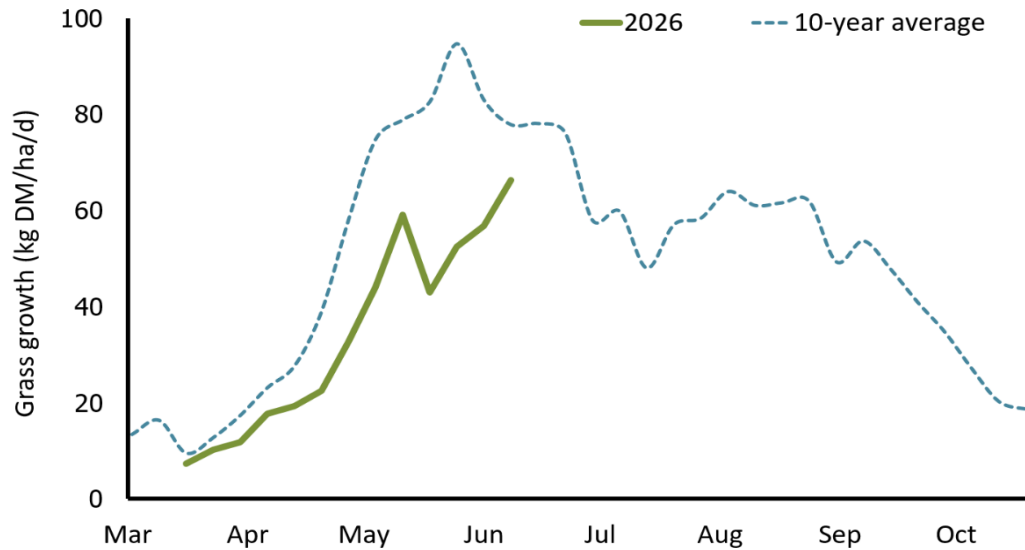
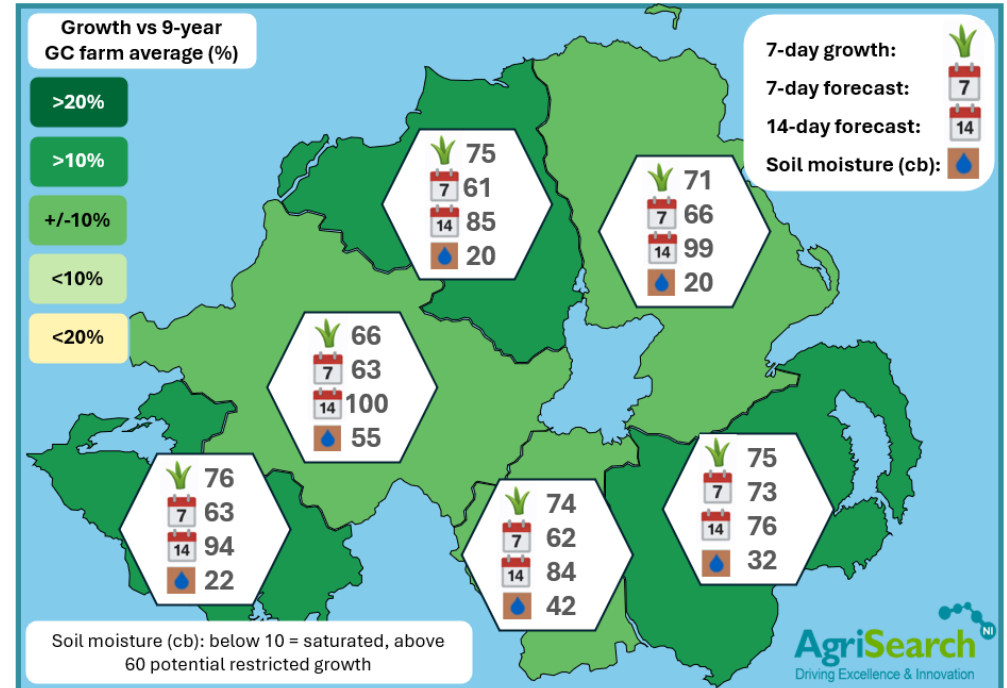


## Week beginning 8<sup>th</sup> June 2026

### Plot growth at AFBI Hillsborough & CAFRE Greenmount



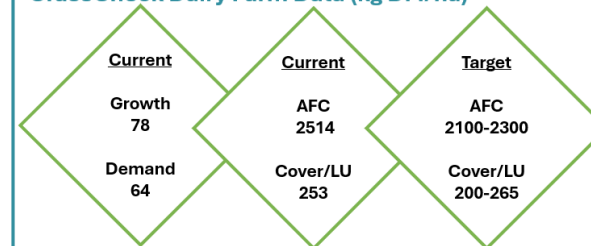
### GrassCheck on farm grass growth (kg DM/ha)



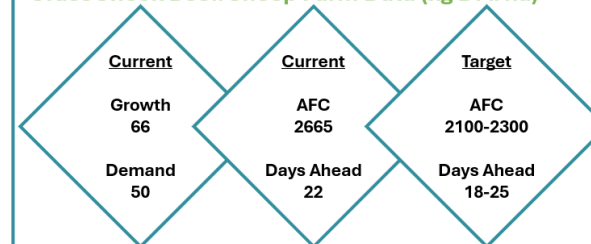
### MANAGEMENT NOTES:

- Grass growth has not seen the traditional high spike this year due to weather conditions, however it is forecast to remain high over the incoming fortnight.
- Unsettled wet weather is making ground conditions difficult on heavier soils, while those on free-draining soils may be happy to see the rain to sustain growth.
- Continue to measure regularly and decide early which areas need to be skipped.
- If a weather window to remove a surplus isn't available (short term), discount the area from the grazing rotation (long term) and assess how it affects the demand.
- Pre-grazing covers of 2,800-3,000kg DM/ha with low or no amounts of stem, will maximise grass utilisation, increase digestibility & animal performance.
- Grass quality, especially Metabolisable Energy (ME) has dropped sharply, which combined with a drop in Dry Matter % (DM), will significantly affect the amount of energy available from grass. Click on the value of grass calculator to work out your own maintenance plus value for milking cows based on your own cow type.

### GrassCheck Dairy Farm Data (kg DM/ha)



### GrassCheck Beef/Sheep Farm Data (kg DM/ha)



### GrassCheck on farm Grass Quality



Value of grass calculator