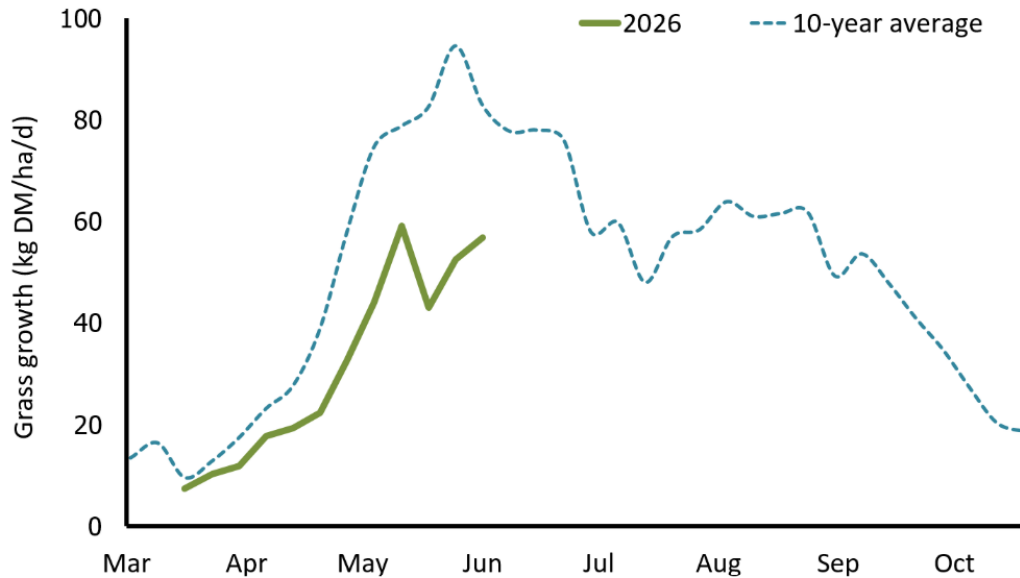
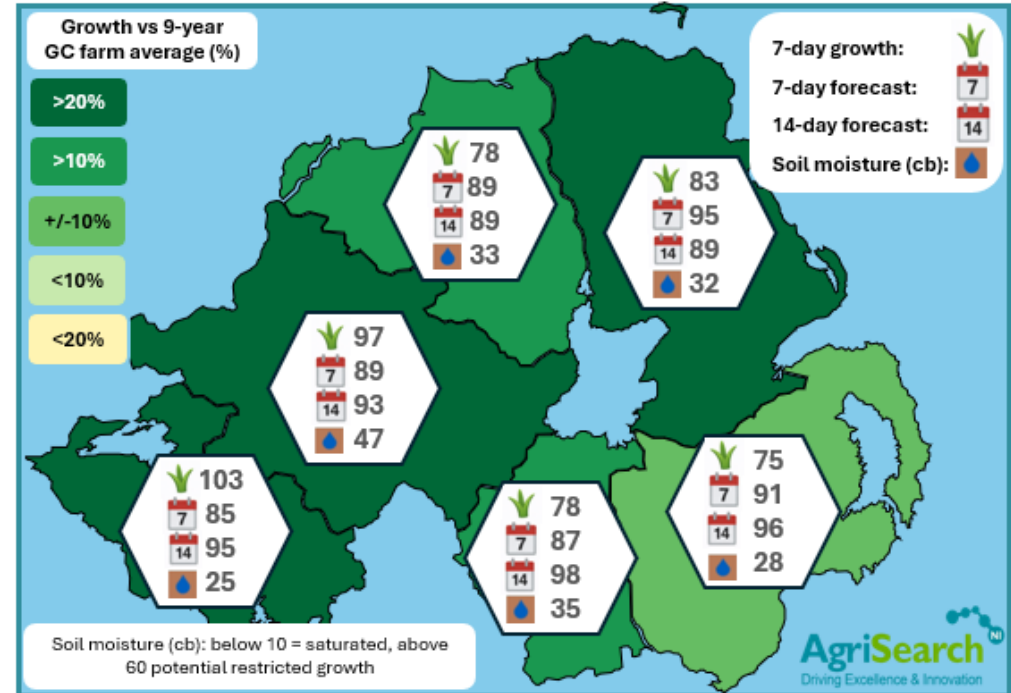


Week beginning 01st June 2026

Plot growth at AFBI Hillsborough & CAFRE Greenmount



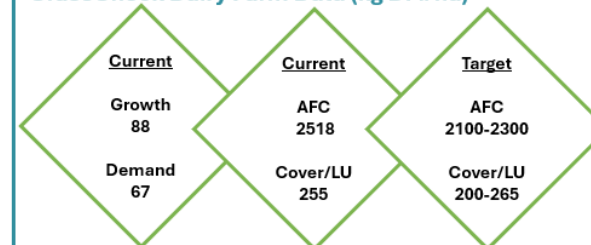
GrassCheck on farm grass growth (kg DM/ha)



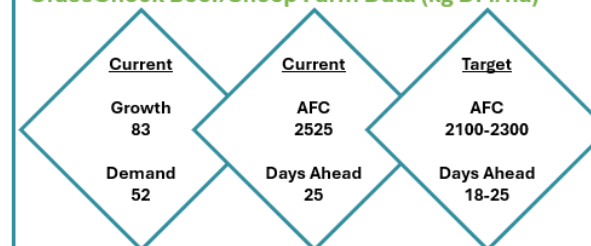
MANAGEMENT NOTES:

- Grass growth on many farms has exceeded the LT av. for the past 7 days (82.9Kg DM/ha) and are forecast to exceed the LT av. for the incoming 7 days (77.8Kg DM/ha).
- Aim to measure the grazing platform 3 times in 2 weeks to help keep control of grass, as grass covers and stem content will change rapidly in a very short time.
- Grass growth is exceeding grass demand on many farms. Skipping heavy covers and grazing covers of 2,800 - 3,000 kg DM/ha with low or no amounts of stem, every 18 – 21 days, will maximise grass utilisation, increase digestibility & animal performance.
- Take the opportunity to remove areas of poorer quality grass as surplus forage, either long or short term, to correct grass quality whilst grass growth exceeds demand.
- Reseeds sown in early April will be approaching the time for weed control. A targeted post emergence herbicide is the best method of control of weeds in a reseed.
- As silage is harvested, create or continue to update a fodder budget for the incoming winter, as this may influence the quantity or quality of silage required to still be made.

GrassCheck Dairy Farm Data (kg DM/ha)



GrassCheck Beef/Sheep Farm Data (kg DM/ha)



GrassCheck on farm Grass Quality



Value of grass calculator